

THIA

MODEL NUMBER

THIA

SPECIFICATIONS

HOUSING : LM 6 die cast aluminium and extruded aluminium.

LIGHT SOURCE : The fitting is design to operate a LED up to 15W.

DIFFUSER : UV stabilised high impact acrylic.

LENSES : Modular optical lenses. Material PMMA.

Various lens options available for different applications, allowing for custom solutions.

FINISH : Powder coated.

MOUNTING : Plinth mounted or buried.

CONTROL GEAR : The electronic supply is suitable for operation with 220 – 240 volts - 50 hertz single phase.

FASTENERS : All external screws are stainless steel.

GASKET : Silicone sponge gasket.

ACCESSORIES : Must be specified when ordering.

Available accessories - Access door, MCB and bolt cage.

INGRESS PROTECTION : IP65.

MECHANICS : Operating Temperature (T_a) $\leq 35^\circ\text{C}$.

Weight : 6 Kg.

Windage : Max. projected areas for mounting 0.1343m².

FEATURES : Surge arrester to protect LED supply.

Single or Double head option.




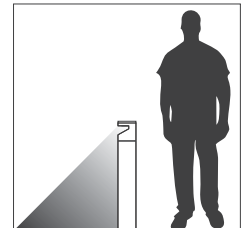
Double Head option

COLOURS

 Black (BL)	 Matt Silver (MS)
 White (WH)	 Charcoal Grey (CG)

APPLICATION AREAS

Indoor or outdoor application.
Asymmetrical distribution.
Parks and gardens.
Pedestrian walkways.
Building entrances.
Parking areas.



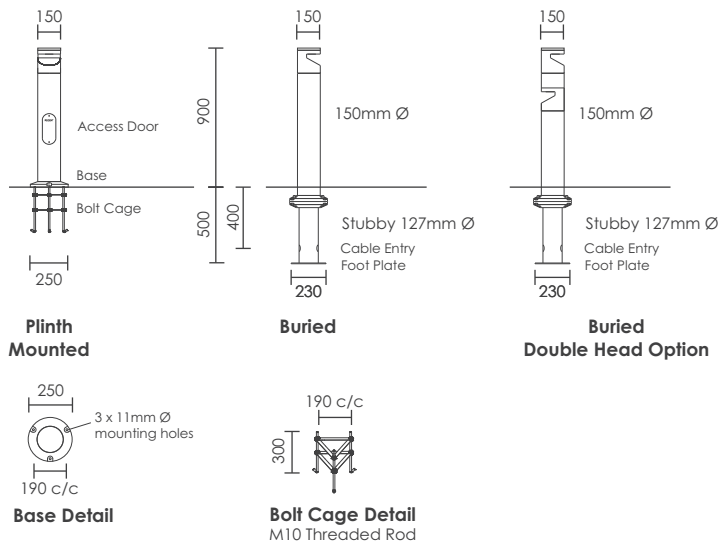
LIGHT SOURCE

LED Osram Oslon Square Giant

LED CURRENT (mA)	NOMINAL WATTAGE (W) per side	COLOUR TEMP (K)	NOMINAL FLUX (lm)
900mA	15W	4000K	1785 lm
		3000K	1658 lm

The environmental conditions of the installation will impact the efficiency of the LED's. Due to the continual advancement in LED technology the type of LED is subject to change.

DIMENSIONS IN MM



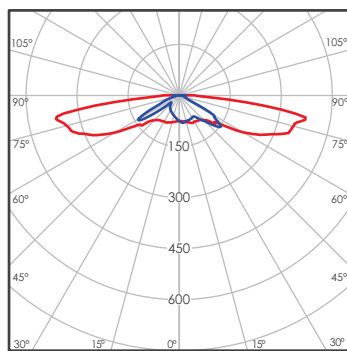
Double Head option



Double Head option

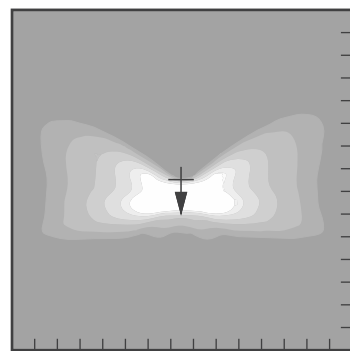
LIGHT DISTRIBUTION

LED 15W RLS858



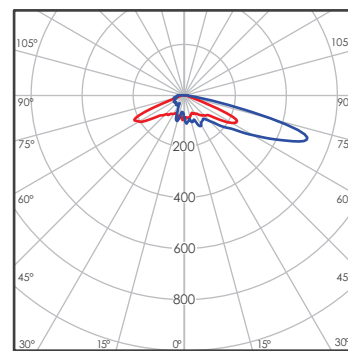
cd/klm
 — C0 - C180 — C90 - C270

LED 15W RLS858 @ 900mm



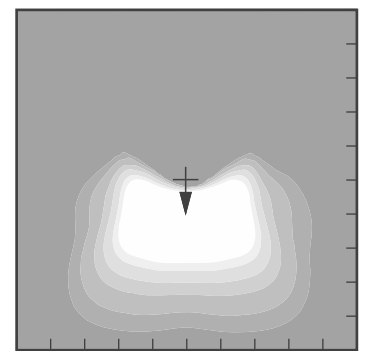
7.5m 0m 7.5m
 1 2 5 10 20 30 lx

LED 15W RLS014



cd/klm
 — C0 - C180 — C90 - C270

LED 15W RLS014 @ 900mm



5m 0m 5m
 1 2 5 10 20 30 lx