

# QUITO

## MODEL NUMBER

QUITO

## SPECIFICATIONS

- HOUSING :** LM6 die cast aluminium.
- LIGHT SOURCE :** The fitting is designed to operate a 5W LED.
- DIFFUSER :** High impact acrylic or tempered glass.
- MOUNTING :** Floor or Wall mounted.
- CONTROL GEAR :** The electronic supply is suitable for operation with 220–240 volts - 50 hertz single phase.
- FASTENERS :** All external screws are stainless steel.
- INGRESS PROTECTION :** IP65.
- MECHANICS :** Operating Temperature (T<sub>a</sub>) ≤ 35° C.  
Weight: 1 Kg.  
Surge arrester to protect LED supply.



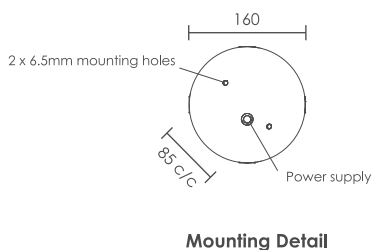
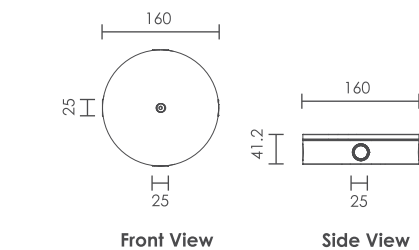
## LIGHT SOURCE

### LED Osram Oslon Square Giant

LED CURRENT (mA)	NOMINAL WATTAGE (W)	COLOUR TEMP (K)	NOMINAL FLUX (lm)
350mA	5W	4000K	672 lm
		3000K	625 lm

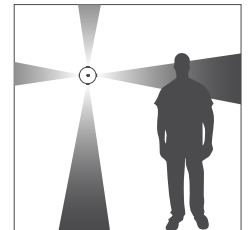
Information is per side

## DIMENSIONS IN MM



## APPLICATION AREAS

- Indoor or outdoor application.
- Asymmetrical distribution.
- Landscape lighting.
- Wall washing.



## BEAM DEGREE

25° 46°

## COLOURS

- Black (BL)
- Matt Silver (MS)
- White (WH)
- Charcoal Grey (CG)

## LIGHT DISTRIBUTION

SINGLE LED 1.25W 4000K 25° Beam

